



# **AVT** e46 M3 Lower Scoop Install Guide


1) Feed the scoop through the driver's side front bumper opening at an angle so that it goes past the lower intake snorkel.



2) Once the scoop is past the bumper cover edge on the lower part of the opening, feed the scoop under the bumper cover as far as possible.



3) Reach in with your hands into the opening and position the snorkel side of the scoop into the air snorkel.



**Congratulations on successfully installing your  
New AVT scoops!**

Thank you for your order, AVT.



[www.avt-innovations.com](http://www.avt-innovations.com)